



# The Gas Cap

The Official Publication of the Corvette Club of Delaware Valley

Proudly Sponsored by Bryner Chevrolet

*Celebrating 60 Years*

## CCDV Membership:

The current membership consists of:

302 Individual members

128 Spouses

---

430 Total

**2019 New Members to Date: 41**

## Welcome New Members:

Michael Weiss (S), 2016 Torch Red & 2007 Black Convertibles

Larry Steinhouse (S), 2017 Black Rose Z06

Mark Coren (S), 2017 Black Coupe

Robert Dean (S), 1973 Green Conv

**We look forward to your active participation!**

## In this issue:

Message from the President	1-2
CCDV Board & Committees	3
Birthdays	4
CECF Corner	5
Election Information	6-7
Roving Breakfast Corner	8-9
Activities Corner	10-16
Board Meeting Highlights	17
Members Corner	18-24
Advertising Sponsors	26-27
Bryner, Club Sponsor Corner	28-29
Buy – Sell – Trade	29

## MESSAGE FROM THE PRESIDENT OCTOBER 2019

All of us have our own specific reason(s) for purchasing our Corvette(s).

Perhaps it was just the right time, or we had the desire and the funds available, or we were the right age. Perhaps it was the perfect model/year we always wanted in the right color with the right power, mileage, etc.

And what were we seeking: brand new, completely stock, an NCRS type, a driver (stock or modified to some degree), one that was race prepped, or a basket case in need of some or a total restoration. And what were our intentions: just to drive, to race, to show, to hold as a possible investment. Really, a lot goes into the consideration and it takes a certain longing, desire & mindset to purchase a 2 seat Sports car. But we've all been at that point or stage in our life.

For me personally, I always admired the shark models. If I had the extra money to spend or more mechanically inclined, I might have considered an older model ('69 being my favorite year), but when the stars all aligned in 1976, I decided to get a little crazy and stopped into Moore Chevrolet in Conshohocken after work one evening in late May on my way to see Sue when we were just dating.

Moore had 3 brand new 1976 Corvettes in their showroom: Black, Red & Yellow. Since I was trading in my black '72 'Cuda 340, I ruled out purchasing the black one. I thought red was mostly all Corvettes and so, wanting to be different, I also passed on the red one. That left Mr. Bright

Yellow. Besides, I always thought that if anyone was ever going to hit it, they couldn't possibly say they didn't see it. And so, that was all it took, I made the deal and the next day drove our first Corvette off the showroom floor.

No matter whether we own/drive a C-1 through C-7 (or soon maybe a C-8), we all have a common interest in these vehicles. I believe we are all as special as our Corvette(s). And thanks to our membership through CCDV, it connects us and brings us all that much closer.

Save the Wave,  
Joel

Oh No, more PS:

PS: QUIZ: OK, who's gonna be the first Club member to show up in a C-8?

PPS: We sincerely thank Pete Bonesso who came from Michelin Tires in New York for presenting an excellent program on tires at our September General Membership meeting. If you have any questions or would just like to discuss his products, etc. you can reach him at: [PeteBonesso@Michelin.com](mailto:PeteBonesso@Michelin.com). (Editor's Note: Costco has Michelin Tires on Sale this month until 10/27/2019).

PSS: We also want to sincerely thank Chris & Candy Merlino for organizing & leading our Cruise Nights again this year. The Cruise Nights are an integral part of making CCDV a great Corvette Club.

PPSS: Don't forget that our Caribbean Cruise raffle takes place at our October General Membership meeting on Thursday, October 10, 2019. I hope to see you all there.  
Enough with the PS!

**Being CCDV's Prez has become Hauntingly Familiar so here's wishing you all a Frightful but Safe Halloween.**

~~~~~



**PICK ONE!!**



**Join CCDV**  
Click to sign up



When you are ready to join, print out our [Membership Application](#).

# CCDV BOARD AND COMMITTEES

## **Club Leadership:**

*President: Joel Fellman 215-969-0392*  
*Vice President: Steve Fisher 215-674-8452*  
*Treasurer Ken Woods*  
*Recording Secty.: Barb Grippo 215-510-2038*  
*Corporate Secretary Dennis Trayes*

## **Board Membership:**

*Chairperson T. Wayne Lankford*  
*John Indelicato*  
*Ray Marijczuk*  
*Jacques Etkowicz*  
*Rose Ferrante*  
*Ang Grippo*  
*Bob Bearn*  
*Ron Gaffin*  
*Tony Buonassisi*

## **Gas Cap Editor & Website:**

*Julie Wise*

## **Public Relations:**

*Dennis Levitt & Rose Ferrante*

## **Committees:**

### **Activity Chairperson:**

*Lorna Bearn*

### **Membership Chairperson:**

*Pattie Lankford: [ccdvmembership@gmail.com](mailto:ccdvmembership@gmail.com)*

### **Technical Chairperson:**

*Greg Baugher*

### **New Member Committee Chairperson:**

*Pattie Lankford: [ccdvmembership@gmail.com](mailto:ccdvmembership@gmail.com)*

### **Cavalcade Chairpersons for 2020:**

*Ray Marijczuk and John Pergine*

### **Club Store Chairperson:**

*Denny Matlack*

### **Cruise Night Chairpersons:**

*Candy & Chris Merlino*

### **Nametag Chairperson:**

*Barb Grippo*

### **National Corvette Museum Ambassador:**

*Dennis Levitt*

## October Birthdays

|    |                     |    |                            |
|----|---------------------|----|----------------------------|
|    |                     |    |                            |
| 1  | Steve Schuh         | 12 | Rick Fiorentino            |
|    | Alex Larkin         | 14 | Valeria Iannarone          |
| 2  | Heather Daniels     | 15 | Ted Popek                  |
| 3  | Dennis Matlack      | 18 | Karen Scott                |
|    | Robert Scott        | 20 | Mark Ercolani              |
|    | John W. Hunsberger  | 21 | Sharon Rutter              |
| 4  | Cynthia Seymour     | 24 | William Ehret              |
| 5  | Mary Dautel         | 26 | Barbara Ditommaso Picciani |
|    | Geraldine McMillian | 27 | Luisa Maria Rodriquez      |
| 6  | Allen Daniels       | 28 | Robert Jackson Jr.         |
| 9  | Miriam Rogers       | 30 | Bill Goodwin               |
| 11 | Dennis Levitt       |    | David Satchell             |
|    |                     |    | Cheryl Repas               |
|    |                     |    |                            |
|    |                     |    |                            |

## Notice of Member Death

It is with great sadness that we announce the death of long-time member of the CCDV, Steven Wasserleben, on October 2, 2019. Steve was a nice guy and will certainly be missed by his many friends and family. Details of his memorial service are unavailable at the time of publishing this issue of the Gas Cap.

## CECF CORNER

**Hello CCDV Club Members,**

Well it's that time again when we choose our Raffle winners during the October General Membership Meeting which will be held on Thursday, October 10, 2019 at Brookside Manor, Feasterville, PA. We are proud to announce that except for a few tickets that have yet to be returned, all of the raffle tickets for the Royal Caribbean Cruise or \$3,000 cash have been sold!

This is the first year in a long time that we did not have a Corvette to raffle, however, we were able to put together a successful fundraising campaign, with limited time and funds, so that we could continue to support the charitable wing of the Corvette Club of Delaware Valley and the non-profit organizations who benefit from our work. We would like to thank Steve Howard who worked alongside the new CECF Board members to expedite the transition of the new leadership team.

At this time, we would like to thank all members of the Corvette Club of Delaware Valley for supporting us during this transition year. We would especially like to thank those members who purchased tickets and those who diligently worked to sell the raffle tickets, both at CCDV sponsored events and other car shows.

We are looking forward to the Raffle drawing and hope to see you at the General Membership meeting. Thank you CCDV Club Members for your support of our mission and for your support of one of the most rewarding responsibilities for the CECF Board!

Good luck to all of you.

**Respectfully Yours,**

**The CECF Board**

# ELECTION INFORMATION FOR 2020

Ed Bonk has offered his services to run for CCDV President and has submitted his Slate of Officers for 2020 as follows:

|                             |                      |
|-----------------------------|----------------------|
| <b>President:</b>           | <b>Ed Bonk</b>       |
| <b>Vice President:</b>      | <b>Steve Fisher</b>  |
| <b>Corporate Secretary:</b> | <b>Dennis Trayes</b> |
| <b>Recording Secretary:</b> | <b>Barb Grippo</b>   |
| <b>Treasurer:</b>           | <b>Tim Simmons</b>   |

**No other slate has been submitted.**

The following **ten (10)** CCDV members in alphabetical order have submitted their names to be placed on the ballot for the **eight (8)** Board Member-at-Large positions:

|                        |                          |                         |
|------------------------|--------------------------|-------------------------|
| <b>Bob Bearn</b>       | <b>Ted Brooks</b>        | <b>Jacques Etkowicz</b> |
| <b>Rose Ferrante</b>   | <b>Ron Gaffin</b>        | <b>Angelo Grippo</b>    |
| <b>John Indelicato</b> | <b>T. Wayne Lankford</b> | <b>Ray Mariczuk</b>     |
|                        | <b>Ken Woods</b>         |                         |

Nominations for **board positions** can be taken from the floor on the night of the election. **Absentee ballots will be available should you know in advance you will be unable to attend the November 14, 2019 General Membership meeting at Brookside Manor.**

To receive an absentee ballot, please contact: Rose Ferrante, via the club phone 215-938-7722, or email your request for a ballot. Please direct the email to: [rferrante@fonnerinsurance.com](mailto:rferrante@fonnerinsurance.com).

Please make sure to indicate “CCDV Absentee Ballot Request” in the subject line. All absentee ballots must be received by Rose Ferrante no later than November 13, 2019.

(Continued on next page).

A ballot **cannot** be emailed, you must receive an original ballot from the club. Please include:

- Full name, mailing address and phone number in the event we would have misinformation on our membership list. Include spousal information if an additional ballot is required.
- Contact Rose Ferrante as soon as possible due to the time sensitivity in receiving the ballots prior to the November meeting.
- **No electronic return of a ballot will be accepted, it must be returned in the signed envelope provided.**
- Please note: Ballots cast at the meeting are anonymous. The absentee ballot is also anonymous, but the return envelope will include your name on it and the **envelope must be signed**. This step is necessary to keep track so there is no duplication of votes. If you request and return an absentee ballot, you may still attend the November meeting to vote, and your Absentee Ballot will be discarded at that time.
- **Ballots can be accepted by Rose Ferrante in person anytime through November 13, as long as they are returned in the envelope provided. (As a convenience, there will be a limited number of absentee ballots available at the October meeting).**

Thank you for supporting the club by exercising your right to vote for those members who have volunteered to run for office and who will represent and work for all of us in this great club of ours in the coming year!

Sincerely,

Nominating Committee Members  
Rose Ferrante & Candy Merlino

## **CCDV ROVING BREAKFAST CORNER**

**SIGN UP CONTACT: JOHNNY BACON (215-208-6620)**

**OR POST A RESPONSE ON THE CCDV WEBSITE**

**RAIN OR SHINE EVENTS**

**Join us for**

**BREAKFAST**

**SATURDAY, October 12, 2019**

**At 9:30 a.m.**

**\*Limited to 29 attendees\***

**Our next location is:**

**TNT DINER**

**37 North York Road**

**Hatboro, PA 19040**

**215-672-2234**

For menu: <https://www.zomato.com/montgomery-county-pa/hatboros-tnt-diner-hatboro/menu#tabtop>

Directions: <https://www.yelp.com/map/hatboros-tnt-diner-hatboro>

**A BIG THANK YOU and a “Tip O’ The Hat” to Eileen & Denny Matlack, who recommended this restaurant.**

**Hope to see you there!**



## CCDV'S BREAKFAST AT BEN and IRV'S RESTAURANT August 24, 2019

For our August Roving Breakfast, we chose to dine at Huntingdon Valley's Pride: **Ben & Irv's Deli-Restaurant**, with its delicious food, expansive menu and quick service. (The original Ben & Irv's Delicatessen was located in Philadelphia's West Oak Lane neighborhood on Ogontz Avenue. As a boy I went there regularly - to buy lunch meats, etc. for our lunches.)

Richy and Sandy Joseph were not able to make their annual pilgrimage from center city Philadelphia to Ben & Irv's, but they did travel the hour and twenty minutes to join our CCDV breakfast at The Country Place in Perkasio in September. We ordered off the menu, which had a tremendous variety. The servers did a very good job of taking care of our dietary needs. The food was delicious, the bacon was plentiful, and the CCDV camaraderie was wonderful! There were a lot of laughs, and everyone had a great time. Our monthly breakfasts are a great way for new members to meet and mingle with our great club members.



**CCDV Members who joined us at  
Ben and Irv's Restaurant!**



The CCDV attendees were: Barb Pergine & Tracey Marijczuk (John & Ray were in Carlisle – attending the annual Corvette Show) Fran & Joanne Schmidt, Joan & Kevin Allen, Linda & Wayne Zaks, Fran & Barry Hunsicker, and John & Kathy Benischeck.

The next CCDV roving breakfast will be held at The TNT DINER on York Road in Hatboro on Saturday, October 12th at 9:30am. See the details above,

**Hope to see you there!**  
**Johnny Bacon**

## ACTIVITIES' CORNER

### Join us for the 35th Anniversary of the Famous CCDV Hot Dog Run



**Sunday, October 20, 2019**

Leaving at 12:30 p.m. sharp!  
From Walmart on Route 309, Hilltown,  
4 miles north of Montgomery Mall.  
Meet in the Burlington lot across from McDonalds.  
Come join us for our anniversary road tour.



**For more information contact:  
Dennis & Debbie Traves - 215-822-2352**



**Corvette Club of Delaware Valley**

**HOLIDAY PARTY**

December 14, 2019  
6pm – 11 pm

Brookside Manor  
50 Bustleton Pike  
Feasterville Treiose, PA 19053

*\$40.00 per person*  
*Hors d'oeuvre 6pm – 7pm*  
*Sit Down Dinner 7pm – 11pm*  
*Cash Bar*

***Join us for a Night filled with Great Food and Dancing***

**Payment Due By; November 14, 2019**

Make Checks payable to: **CCDV**

Mail Payment to:

Barbara Grippo - 534 Tyson Avenue - Philadelphia, PA 19111

*Entrée Choices*

**1 Chicken Francaise    2 Prime Rib    3 Salmon**

1. \_\_\_\_\_  
Name Entrée Choice

2. \_\_\_\_\_  
Name Entrée Choice

Payment: \_\_\_\_\_

**Any questions contact Barbara Grippo – 215-510-2038**  
**Payment can also be made at Membership Meetings**



# COMMANDER

Hotel and Suites Ocean City, Maryland

## YOU'RE INVITED TO STAY WITH US! RATES STARTING AT \$129



Book a room at the Commander Hotel & Suites and you can watch the Corvette parade cruise along our oceanfront boardwalk right from your own balcony or from the comfort of our patio. A great room at a great rate!

## Corvette Weekend October 4th- 6th 2019

### Convenient to the BOARDWALK Convenient to the BEACH

Stay with us and receive complimentary parking at the **45th St. Village Corvette Showoff!** Have a spot ALL WEEKEND to showoff your ride!

[www.commanderhotel.com](http://www.commanderhotel.com)



888-289-6166

Miniature Golf Tournament  
September 15, 2019



We all had such a good time playing miniature golf at Burholme Family Fun Center. The weather was perfect and the competition was stiff. T. Wayne, Dennis, and Ray all had holes in one followed by a lot of loud hollering and cheering, such as: “you should have had that” and “you were robbed” even “I can’t believe that” and “nice shot.”

Debbie, Lorna, Carol and myself only had one or two strokes between our scores, in the end Lorna finished with the win and the women’s trophy (pictured left center below). Dennis won the men’s trophy with a four-stroke lead (pictured right center below). We think that Dennis & Debbie have been practicing! We all enjoyed a nice dinner at Joseph’s Pizza after the tournament.



Thank you to everyone who attended. This is an event that will be scheduled again next year.

Barbara Pergine



## 2019 CCDV PIG ROAST & PICNIC

How do you measure success? **SOLD OUT!**



Sunday, September 8, 2019 turned out to be a perfect day for the picnic run by Rose Indelicato and Barb Grippo. It was sunny, bright and breezy as the guests showed up with their “babies” and their spouses of course.

As the guests arrived they were treated to a CCDV tote bag that included a pig printed bag of “bacon flavored cotton candy” with a scratch off “Win Pigs Fly” lottery ticket attached to the candy. Hope there were a lot of winners.



The guests' tables were set with a variety of brightly colored table covers with a pig roast bib and bags of snacks at each seat. The centerpiece was color coordinated, with what else, a piggy bank with a penny in it to start off the savings.

But before we go on we must send our appreciation and many, many thanks to club members, Jim and Edy Doan, who always freely offer to let the club hold the annual event on their beautiful property. They also go over and above to make sure the event is always a success. **THANK YOU JIM AND EDY !!!!!**



Now to the food. There was plenty of everything. The caterer roasted the pig to perfection and served it with several sauces. They also supplied freshly baked rolls, potato salad, pasta salad and cole slaw. Corn on the cob was donated by John and Barb Pergine. Hot baked beans, assorted pickle tray, sauerkraut, and trimmings were thanks to Jim and Edy. The club furnished the burgers, hot dogs and the necessary condiments. One of the guests, Pete Nikolopoulos, commented that he was going to have to call a flatbed to come and take him home.



Next were the three sweet tables. Yes, Three! The desserts were all provided by the guests who did an incredible job to say the least. Each scrumptious dessert was well thought out



and there were no two alike. Roy and Sara Adams even had a beautiful Corvette themed cake made to finish off the endless array of sweetness. Of course, all the desserts were served on piggy plates with piggy napkins, to coordinate with our pig theme and décor.



The club also wishes to thank all who contributed to the success of the Pig Roast:

- John Indelicato for picking up and returning the tables and chairs,
- Angelo Grippo and John Indelicato for setting up all tents, tables and chairs, etc.,
- Bob Bearn and John Indelicato for picking up the tents and ice chests,
- John Pergine for donating the 100 ears of corn and cooking the burgers,
- Ray Marijczuk for cooking the hot dogs on his rotisserie, and
- Lorna Bearn for photography.
- Also, we want to thank everyone who aided in any way to set up and clean up after the picnic.



It was a great day and we hope everyone had a great time!

**GREAT JOB EVERYONE AND THANK YOU!**

Byline: Rose Indelicto



## HIGHLIGHTS FROM THE CCDV BOARD MEETING

### DATE: SEPTEMBER 19, 2019

- Activities – Lorna Bearn
  - List of Club Activities planned – Check the web-site for updates and details of trips
    - September 21, 2019 Last Cruise Night
    - September 27, 2019 – October 1, 2019 CCDV Fall Trip to Pittsburgh, PA – See web-site for details
    - October 20, 2019 35<sup>th</sup> Anniversary of the Hot Dog Run – See web-site for details
    - American Treasure Tour Museum November 10, 2019
    - December, 14, 2019 Holiday Party – Brookside Manor see website for Flyer, Payment due by November 14, 2019
- List of Non-Club Activities
  - September 22, 2019 Ocean City Boardwalk “A Day at the Beach Corvette Style”
  - October 6, 2019 Peddlers Village Car Show
  - November 3, 2019 - Veterans Day Parade
- New Members/Membership – Pattie Lankford
  - Michael Weiss (S) 2016 Torch Red Z51 Conv, 2007 Clack Conv
  - Larry Steinhouse (S) Linda 2017 Black Rose ZO6
  - Mark Coren (S) 2017 Black Coupe
  - Robert Dean (S) Carol 1973 Green Convertible
- Gas Cap - Julie Wise
  - There will be five printed copies of the Gas Cap available at each General Membership Meeting for those members with limited access to our website.
- CCDV Name Tags – Barbara Grippo – bgrippo.ccdv@yahoo.com
  - New Members – get your name tags, New car get your new name tag
  - Anyone interested in purchasing Name Tags please contact Barbara Grippo. They are \$20.00 each, and will be mailed directly to Member, at least three orders are needed to send to the Company.
- CCDV License Plate – Ken Woods
  - Anyone interested in purchasing a Club License Plate contact Ken Woods;
    - Regular CCDV Plate - \$33.00 Personalized CCDV Plate - \$141.00

## MEMBERS' CORNER

### 2002 C5 Corvette Fuel Sender Replacement

Technical instruction provided by: Bob Bearn.  
Photography and article produced by: Paul Bearn.

C5 Corvettes have a common problem with the fuel gauge, where the senders develop sulfur buildup and as a result the gauge reads erratically or not at all. Many report that the problem can be corrected at least temporarily with the regular use of Chevron Techron fuel additive, but even that may stop working after a while, necessitating the replacement of the fuel level sending units.

In mid model year 2003, the C5 fuel system was revised to be more similar to the C6 design; sender replacement is more difficult on those vehicles. But for 1998 - 2003 C5s, the senders are much more accessible and replacement is fairly easy; we were able to change the senders out for both the left and right side fuel tanks on my 2002 in about 6 hours; the procedure should be very similar for any other 1998 - 2002 C5. The most difficult part is draining the fuel to empty the tanks, once that's done the rest of the sender replacement is straightforward.

I referred to various sources around the internet prior to and during the replacement, but the following two were particularly helpful:

- As the driver's side sending unit and main electric fuel pump are a single module, these [Lingenfelter C5 replacement fuel pump installation instructions \(backup copy here\)](#) came in very handy, as most of the procedure is identical.
- [This Super Chevy article](#) was also good.

I purchased the following GM parts:

- 10333749 left (driver's) side fuel level sender. The driver's side electric fuel pump and level sender are a single module; but this part number replaces the sender only, retaining the rest of the pump/sender module including the main electric fuel pump. The box also included a new fuel sock and o-ring that we didn't use (keeping the original sock and o-ring); [installation instructions](#), and a gray plastic "Terminal Positive Assurance (TPA)" clip used when inserting the new sender leads into the existing electrical connector.



- 12459863 left/right side fuel module gasket and bolts - we needed to buy this separately for the left side as we were not replacing the complete left-side pump/sender module, but rather the sender only. The bag included [installation instructions](#) showing tightening sequence and torque spec (6.5 N-m).



- 19354302 right (passenger's) side sender. This is a complete module including the sender and jet pump. GM includes a gasket and bolts for the right side module identical to the one we needed to purchase separately for the left side.

- 
- 
- 
- 



We also had a fuel pump on hand to drain the fuel - this is not strictly required however. It is possible to jump the fuel pump relay to use the car's fuel pump to drain the tank, although that's not described here.

Appropriate containers will be required to receive the drained fuel. It's best to run the tanks down as low as possible before starting. The car will need to be lifted high enough to locate the containers beneath the car.



We'd incorrectly assumed that the wheel well tubs would need to be removed, and that spare plastic body-panel rivets would be required -- it turned out that we did not need to remove the wheel well, and that the wheel well is attached with screws only, no plastic rivets.

**To replace the driver's side fuel level sender:**

**Step 1.** Drain as much fuel from the tanks as possible. We disconnected the fuel line in the engine compartment by removing the retaining clip, undoing the quick-disconnect with a special tool, and then attaching a fuel pump.



Alternately, not shown here, there is also a bicycle-type Schraeder fuel valve under the valve cover; fuel can be drained by removing the valve stem, connecting a suitable fuel line to the valve, and jumping the C5's fuel pump relay in the fuse box.

**Step 2.** Remove the rear driver's side wheel.

**Step 3** was to remove the wheel well tub - but as we found out, we didn't need to do this at all. Skip this step, leave the tubs in place, don't remove them!



**Step 4.** There is an aluminum pan protecting each tank. Each pan is two-piece. Access to the fuel module is gained by using 10 & 13 mm sockets and wrenches to completely remove the rear piece of the pan, and loosening the front piece enough for it to hang down an inch or two.





In the following photo of the left (driver's) side module, the electrical connector has already been disconnected and is hanging loose. There are 3 color-coded (green, blue, black) fuel lines which must be removed. One of the bolt holes on the module is identified by the factory with a short engraved line, circled in red below:



**Step 5.** After the electrical connector and three fuel lines quick disconnects are detached, carefully remove the 6 bolts, being careful to collect any remaining gasoline that drains out.



**Step 6.** Note the orientation of the driver's side fuel module. Slide the module out of the tank, but only by about 4 to 6 inches. Do not remove it completely yet. Move the sender arm, noting its complete range of motion.



**Step 7.** If you've also been referring to the linked [Lingenfelter fuel pump replacement instructions](#), the procedure has been identical up to this point - but now, we're going to replace the driver's side level sender instead of the pump.


Some recommend to remove the pump and sender module completely, but we found it easier to leave it in place. Complete removal would be required to replace the fuel sock and/or to change the fuel pump.

The sender (white plastic part in the photo above, complete with the float arm) is attached to the module with nothing more than two plastic tabs - it's a tight fit though, and took a bit of pushing and pulling and wiggling to get the sender to release from the module.

We cut the blue and gray wires attaching the sender to the module via the black plastic connector. The black ground wires are temporarily disconnected to provide a bit more working room. Pull the old sender out of the tank and discard the sender. Make note of the location of the blue and gray wires in the black connector (and/or refer to the photos below):



**Step 8.** With the old sender now out of the way, the remaining blue and gray wires from the old sender must be removed from the black electrical connector. The gray plastic "TPA" retainer tab must be pried out of the black connector - it will probably break when it's pried out, but that's OK, GM gives you a new one with the new sender for that reason. Once the TPA connector is out, the metal terminations on the wires can be released from the black connector by inserting a small pick or jeweler's screwdriver into the metal release tab on the face of the black connector. See the [linked GM instructions](#) for additional details.



**Step 9.** Slide the new sender into the tank, and snap the plastic tabs into the plate on the module. Make sure it travels freely through its full range of motion without obstruction.

Reconnect the black ground wires. Insert the new blue and gray wires into the black electrical connector. Lock the wires in place with the new gray plastic "TPA" clip.

Install the gasket and bolt the module in place using the new bolts provided by GM and following the GM tightening sequence and torque spec from the [gasket installation instructions](#). Reconnect the three fuel lines and the wiring harness.



Replace the aluminum pan beneath the fuel tank, reinstall the wheel, and the drivers side is done.


**The right (passenger's) side level sender replacement** is nearly identical but easier, as the complete module will be replaced.

**Step 10:** Remove the passenger side wheel, and lower the protective aluminum pan beneath the right side tank, just as was done for the other side. Disconnect the electrical connector. There are only 2 fuel lines on this side -- blue and black -- disconnect those, and be ready to collect some more gas from the module fuel ports. Slowly and carefully remove the six bolts holding the right side module in - and be ready to catch yet more gasoline when the bolts are removed. I think we collected about 2-3 more gallons in total from the right side tank.





**Step 11:** Once the gas is done draining, remove the module from the tank. Using a small pick or screwdriver, release the quick fuel disconnects from the from the old module and move them to the new module.



**Step 12:** Reattach the fuel lines and wiring harness. Reinstall the aluminum pans and rear wheel. Reconnect the fuel line inside the engine bay. Once about 3-4 gallons of gas are added, you should find you have a working gas gauge! Success!



You can see the crud that had built up on the old sender in the photo right:

**Although we spent much time on the replacement, the newly-working fuel gauge was worth the effort!**





## CCDV Can Be Reached on Social Media!



**Click on the links below to join us:**

**Facebook:** <https://www.facebook.com/ccdvpa>

**and on Twitter:** <https://twitter.com/ccdvpa>

**Keep up to date on upcoming activities and events!**

*The Gas Cap is published monthly by the Corvette Club of Delaware Valley ("CCDV"). ©2014 Corvette Club of Delaware Valley. No portions of this publication may be reprinted or used for commercial use without express written consent and prior permission of CCDV.*

*Publication of advertisements in the Gas Cap, on [www.ccdv.com](http://www.ccdv.com) and/or on CCDV's Facebook page does not constitute endorsement, approval, recommendation, ratification or other affirmation of any advertised product or service. We thank all readers patronizing our advertisers, and we strongly urge them to conduct their own independent and thorough investigation prior to purchasing and/or recommending any advertised product or service. CCDV reserves the right to refuse advertising.*



*Information published in the Gas Cap, on [www.ccdv.com](http://www.ccdv.com) and/or on CCDV's Facebook page is general in nature, is the opinion of the individual author/contributor/poster, and is not a substitute for professional advice including, but not limited to, automotive, technical or repair advice. CCDV makes no claims, promises, or guarantees about the accuracy or completeness of such information, which may be altered at any time without notice. All information is provided "as is," CCDV disclaims any responsibility associated with such information, and visitors use the content solely at their own risk. In no event shall CCDV be liable to any third-party for damages related to using or not using its content whether claims are advanced on contract, tort or other legal theories.*

A special thank-you to the advertisers below who help defray the cost of publishing the Gas Cap:



**ROBERT C. WEISS**  
ABR®, CRS, GRI  
Broker/Owner

(215) 379-2002 X112 BUSINESS  
(215) 663-9685 FAX  
r.weiss@cbhearthsideside.com

**COLDWELL BANKER**   

HEARTHSIDE,  
REALTORS®

2000 PHILMONT AVENUE, SUITE 100  
HUNTINGDON VALLEY, PA 19006  
www.BobWeissHomes.com

Each Office is independently Owned and Operated.

**Stephen M. Howard Esq., CPA**  
**Legal & Accounting Services**

- Business & Individual Taxes
- Real Estate, Wills & Trusts
- Estate Planning & Administration
- Tax Audits, Business Litigation

**Lansdale** (215) 362-2572

**Ed Scannapieco and SONS Plumbing, Inc.**

Complete Plumbing Services & General Contracting

**DESIGNER BATHS • KITCHENS BASEMENTS**

2675 Foxglove Lane Philadelphia, PA 19116  
www.ESPumber.com (215) 333-3006

SPECIALIZING IN HARDSCAPING

**DELEONE**

Patios  
Walls  
Walkways  
Light Excavating

Concrete  
Flagstone  
Tree Work  
Planting

Landscape Construction

Mike DeLeone  
215-783-0666  
PA# PA054540  
www.DeLeoneLandscape.com

Fully Insured

Free Estimates

Ellis Gray  
Sales and Service Engineer

Central Heating & Air Conditioning

**COOL-AID CO.**  
Since 1948



215.698.1600  
coolaidco@gmail.com

P.O. Box 6101  
Philadelphia, PA 19115  
coolaidco.com

**New Name Tags**

**\$20.00 EACH**  
**MUST PAY AT TIME OF ORDER**

**CONTACT: BARB GRIPPO**  
**215-510-2038**

Dennis Winokur



*The aspirin for your accident*

601 Red Lion Road  
 Philadelphia, PA 19115  
[www.alanscollsion.net](http://www.alanscollsion.net)

215-677-7773  
 Cell: 215-771-3030  
 Fax: 215-677-1841



**If you are interested in supporting the club by advertising your business in the monthly Gas Cap, please feel free to contact us. The 2019 rates are listed below:**

## **2019 Gas Cap Annual Advertising Rates**

| <b>Members – One Year</b> |                 | <b>Non-Members – One Year</b> |                 |
|---------------------------|-----------------|-------------------------------|-----------------|
| <b>1/8 Page</b>           | <b>\$60.00</b>  | <b>1/8 Page</b>               | <b>\$72.00</b>  |
| <b>1/4 Page</b>           | <b>\$120.00</b> | <b>1/4 Page</b>               | <b>\$144.00</b> |
| <b>1/2 Page</b>           | <b>\$240.00</b> | <b>1/4 Page</b>               | <b>\$288.00</b> |
| <b>Full Page</b>          | <b>\$480.00</b> | <b>Full Page</b>              | <b>\$576.00</b> |

| <b>Non-Members</b> |                 |                 |
|--------------------|-----------------|-----------------|
| <b>Full Page</b>   | <b>1 Month</b>  | <b>\$90.00</b>  |
| <b>Full Page</b>   | <b>3 Months</b> | <b>\$185.00</b> |
| <b>Full Page</b>   | <b>6 Months</b> | <b>\$290.00</b> |

## SPONSOR'S CORNER



**Stock#12870**  
**2019 Chevy Corvette Stingray coupe with Z51 package**

- Elkhart Lake Blue Metallic
  - Auto Transmission
  - Chrome Aluminum wheels
  - Performance data recorder with navigation 2LT
- MSRP \$72,235  
▪ Club Price \$63,038 minus rebates plus tax and tags.



**2013 Chevy Corvette Grand Sport 3LT with 1,354 miles**

**Club Price \$39,977 plus tax and tags**

**BRYNER IS NOW TAKING ORDERS ON THE ALL NEW  
2020 CORVETTE STINGRAYS!**





1750 The Fairway  
Jenkintown, PA 19046  
[www.brynerchevrolet.com](http://www.brynerchevrolet.com)

*The Peterson Family*  
*Serving the area for over 85 years*

**1-800-235-2860, prompt 3 or 215-887-7120, direct**

### **SPONSOR'S BENEFITS FOR CCDV MEMBERS**

10% over dealer cost for GM parts pricing for CCDV members (with CCDV membership card and with proper ID and owner's card showing owner of vehicle is a CCDV member).

5% discounted Part/Service Pricing, in-shop and labor for General Motors repairs from regular retail.

**BUY    SELL    TRADE**

### **1998 Silver Corvette Coupe for Sale** **Asking \$10,000**



Automatic transmission, less than 63,000 miles.  
Two tops, Corsa exhaust, and other minor upgrades.  
Has some minor flaws, but overall is in good condition.  
Ready to let someone else enjoy it!  
Contact me at [rmeier1@verizon.net](mailto:rmeier1@verizon.net)  
Or call me at **215-659-7433**

**Happy Fall!**